

Joint General and Special Election Nov 2021

Joint General and Special Elections

Registered Voters

38586 of 2482914 = 1.55%

Run Time 10:06 AM

11/2/2021

Paper Sheets Counted

Run Date 11/11/2021

Page 1

38,586

**CYPRESS-FAIRBANKS ISD, Position 5**

Precinct	Courtney Spradley	Natalie Blasingame	Grace Horner	John Ogletree	Todd LeCompte	Xavier Leal	Cast Votes	Undervotes	Overvotes	Ballot By Mail Ballots Cast	Early Voting Ballots Cast	Election Day Ballots Cast	EV Provisional Ballots Cast
0050	53	115	21	143	11	18	361	30	0	55	140	196	0
0074	184	361	26	218	12	17	818	60	0	118	401	356	1
0111	258	307	41	258	9	27	900	28	0	95	388	442	1
0117	4	8	6	7	0	3	28	9	0	11	14	12	0
0124	295	452	30	259	15	12	1,063	40	0	63	441	598	1
0125	42	57	11	81	4	11	206	18	2	49	77	99	1
0126	68	59	6	39	2	0	174	3	0	16	88	73	0
0143	215	267	40	229	13	26	790	56	1	159	386	301	0
0149	319	358	70	493	27	36	1,303	76	3	123	539	719	1
0155	76	141	18	94	6	13	348	57	0	130	175	98	1
0225	30	52	15	74	9	15	195	31	0	41	66	117	2
0244	48	53	20	96	7	13	237	26	0	46	94	122	1
0260	40	125	20	101	9	23	318	41	0	15	13	331	0
0270	0	0	0	0	0	0	0	0	0	0	0	0	0
0300	468	476	44	340	7	20	1,355	43	1	73	662	664	0
0305	25	42	22	77	4	22	192	31	0	39	59	121	1
0314	144	185	21	268	13	27	658	35	0	83	251	359	0
0364	37	64	13	35	9	12	170	30	0	51	59	90	0
0370	199	276	28	203	14	12	732	42	0	66	323	381	2
0383	21	32	11	65	2	14	145	16	2	45	29	89	0

**CYPRESS-FAIRBANKS ISD, Position 5**

Precinct	ED Provisional Ballots Cast	Total Ballots Cast	Registered Voters	Turnout Percentage
0050	0	391	4,713	8.30%
0074	2	878	3,575	24.56%
0111	2	928	6,499	14.28%
0117	0	37	592	6.25%
0124	0	1,103	6,298	17.51%
0125	0	226	2,739	8.25%
0126	0	177	930	19.03%
0143	1	847	5,793	14.62%
0149	0	1,382	11,134	12.41%
0155	1	405	4,537	8.93%
0225	0	226	3,937	5.74%
0244	0	263	3,462	7.60%
0260	0	359	1,595	22.51%
0270	0	0	0	0.00%
0300	0	1,399	5,970	23.43%
0305	3	223	6,421	3.47%
0314	0	693	6,248	11.09%
0364	0	200	2,333	8.57%
0370	2	774	5,139	15.06%
0383	0	163	2,644	6.16%

**CYPRESS-FAIRBANKS ISD, Position 5**

Precinct	Courtney Spradley	Natalie Blasingame	Grace Horner	John Ogletree	Todd LeCompte	Xavier Leal	Cast Votes	Undervotes	Overvotes	Ballot By Mail Ballots Cast	Early Voting Ballots Cast	Election Day Ballots Cast	EV Provisional Ballots Cast
0398	44	83	23	96	6	13	265	25	0	53	79	158	0
0405	191	312	15	200	12	7	737	45	0	77	301	403	1
0442	90	327	18	119	4	6	564	29	0	76	228	287	1
0451	73	149	27	168	16	13	446	71	1	173	97	243	0
0478	78	259	24	152	8	24	545	77	1	129	225	267	1
0479	102	191	18	114	6	9	440	32	0	87	143	241	0
0480	101	172	29	122	13	14	451	32	2	101	137	245	0
0481	155	226	25	99	6	10	521	35	1	63	222	270	1
0484	100	181	19	144	10	15	469	41	0	106	171	232	0
0493	0	0	0	0	0	0	0	0	0	0	0	0	0
0495	90	159	13	99	8	15	384	29	1	50	141	221	1
0496	12	24	10	64	3	10	123	21	0	33	39	71	1
0498	31	41	17	62	3	16	170	25	0	33	49	113	0
0511	345	354	65	410	30	38	1,242	54	1	129	600	566	1
0512	33	69	15	109	3	16	245	23	0	41	76	150	0
0513	66	117	8	121	3	11	326	33	0	52	101	206	0
0516	3	4	2	7	1	2	19	1	0	7	3	10	0
0517	36	58	10	56	9	17	186	34	0	63	55	102	0
0518	99	122	24	172	10	20	447	39	2	78	147	260	0
0519	81	142	16	96	3	11	349	25	0	56	137	178	2

**CYPRESS-FAIRBANKS ISD, Position 5**

Precinct	ED Provisional Ballots Cast	Total Ballots Cast	Registered Voters	Turnout Percentage
0398	0	290	4,289	6.76%
0405	0	782	4,053	19.29%
0442	1	593	2,681	22.12%
0451	5	518	2,837	18.26%
0478	1	623	4,817	12.93%
0479	1	472	2,766	17.06%
0480	2	485	3,300	14.70%
0481	1	557	4,044	13.77%
0484	1	510	4,178	12.21%
0493	0	0	1	0.00%
0495	1	414	2,735	15.14%
0496	0	144	2,499	5.76%
0498	0	195	2,607	7.48%
0511	1	1,297	10,176	12.75%
0512	1	268	5,165	5.19%
0513	0	359	1,856	19.34%
0516	0	20	605	3.31%
0517	0	220	3,212	6.85%
0518	3	488	4,294	11.36%
0519	1	374	3,211	11.65%

**CYPRESS-FAIRBANKS ISD, Position 5**

Precinct	Courtney Spradley	Natalie Blasingame	Grace Horner	John Ogletree	Todd LeCompte	Xavier Leal	Cast Votes	Undervotes	Overvotes	Ballot By Mail Ballots Cast	Early Voting Ballots Cast	Election Day Ballots Cast	EV Provisional Ballots Cast
0523	0	0	0	0	0	0	0	0	0	0	0	0	0
0548	36	74	6	70	2	17	205	17	0	51	48	123	0
0553	23	52	22	67	8	26	198	18	1	39	53	125	0
0593	34	83	11	82	9	24	243	31	1	61	74	140	0
0597	24	22	12	38	1	10	107	17	0	26	37	60	1
0598	61	77	21	154	17	23	353	34	0	47	130	210	0
0602	45	105	8	48	3	3	212	17	0	23	93	113	0
0609	80	147	33	154	10	34	458	63	0	101	137	280	0
0616	77	247	19	172	10	18	543	40	0	78	222	282	0
0617	26	52	14	81	3	11	187	22	0	28	69	112	0
0621	0	0	0	0	0	0	0	0	0	0	0	0	0
0622	64	131	16	92	8	25	336	42	2	98	133	148	0
0624	0	0	0	0	0	0	0	0	0	0	0	0	0
0628	0	0	0	0	0	0	0	0	0	0	0	0	0
0640	89	92	15	108	5	15	324	30	0	68	126	160	0
0641	91	127	29	134	13	23	417	54	1	131	107	234	0
0642	73	120	12	77	3	8	293	16	0	61	74	174	0
0643	36	109	20	100	12	24	301	27	1	79	93	157	0
0650	97	210	37	123	10	22	499	68	0	113	122	331	0
0651	66	110	27	118	9	22	352	23	4	74	120	185	0

## CYPRESS-FAIRBANKS ISD, Position 5

Precinct	ED Provisional Ballots Cast	Total Ballots Cast	Registered Voters	Turnout Percentage
0523	0	0	4	0.00%
0548	0	222	2,551	8.70%
0553	0	217	3,141	6.91%
0593	0	275	4,813	5.71%
0597	0	124	4,085	3.04%
0598	0	387	6,487	5.97%
0602	0	229	1,658	13.81%
0609	3	521	4,716	11.05%
0616	1	583	3,763	15.49%
0617	0	209	4,658	4.49%
0621	0	0	0	0.00%
0622	1	380	4,888	7.77%
0624	0	0	2	0.00%
0628	0	0	0	0.00%
0640	0	354	4,261	8.31%
0641	0	472	4,143	11.39%
0642	0	309	1,831	16.88%
0643	0	329	4,580	7.18%
0650	1	567	3,555	15.95%
0651	0	379	4,138	9.16%

**CYPRESS-FAIRBANKS ISD, Position 5**

Precinct	Courtney Spradley	Natalie Blasingame	Grace Horner	John Ogletree	Todd LeCompte	Xavier Leal	Cast Votes	Undervotes	Overvotes	Ballot By Mail Ballots Cast	Early Voting Ballots Cast	Election Day Ballots Cast	EV Provisional Ballots Cast
0661	48	135	25	133	7	24	372	62	0	74	128	231	0
0667	44	220	17	113	6	8	408	27	1	98	148	190	0
0669	84	174	28	159	8	14	467	58	1	117	150	257	0
0671	42	63	13	114	4	19	255	25	0	63	75	142	0
0676	20	39	14	40	6	11	130	8	0	25	45	67	0
0687	61	140	16	152	4	8	381	40	0	56	140	225	0
0688	318	259	26	226	13	17	859	40	2	137	366	393	2
0689	29	45	14	33	0	14	135	37	0	40	19	113	0
0691	147	294	15	160	10	7	633	44	2	88	273	315	2
0694	24	49	15	53	4	10	155	18	0	47	55	69	0
0701	4	12	3	7	2	0	28	0	0	8	3	17	0
0709	76	122	22	175	7	16	418	22	0	48	183	209	0
0712	32	47	20	72	4	19	194	32	0	38	59	128	1
0713	18	46	8	78	2	3	155	15	1	23	54	94	0
0734	150	190	29	177	9	9	564	28	0	65	286	241	0
0759	44	121	21	85	7	13	291	23	0	41	118	153	1
0768	125	230	19	123	6	9	512	26	0	48	225	265	0
0771	10	14	4	15	1	4	48	10	0	17	15	26	0
0789	61	92	12	89	5	6	265	32	0	60	98	137	0
0790	14	25	5	64	1	14	123	17	0	13	58	69	0

**CYPRESS-FAIRBANKS ISD, Position 5**

Precinct	ED Provisional Ballots Cast	Total Ballots Cast	Registered Voters	Turnout Percentage
0661	1	434	4,947	8.77%
0667	0	436	2,189	19.92%
0669	2	526	3,637	14.46%
0671	0	280	3,497	8.01%
0676	1	138	3,252	4.24%
0687	0	421	2,955	14.25%
0688	3	901	4,662	19.33%
0689	0	172	2,639	6.52%
0691	1	679	4,606	14.74%
0694	2	173	2,940	5.88%
0701	0	28	717	3.91%
0709	0	440	4,762	9.24%
0712	0	226	4,913	4.60%
0713	0	171	2,135	8.01%
0734	0	592	5,103	11.60%
0759	1	314	2,973	10.56%
0768	0	538	2,810	19.15%
0771	0	58	1,678	3.46%
0789	2	297	3,206	9.26%
0790	0	140	3,011	4.65%



**CYPRESS-FAIRBANKS ISD, Position 5**

Precinct	Courtney Spradley	Natalie Blasingame	Grace Horner	John Ogletree	Todd LeCompte	Xavier Leal	Cast Votes	Undervotes	Overvotes	Ballot By Mail Ballots Cast	Early Voting Ballots Cast	Election Day Ballots Cast	EV Provisional Ballots Cast
0800	98	162	24	137	14	12	447	25	0	75	162	235	0
0803	139	251	30	247	15	12	694	29	1	74	291	358	1
0804	22	10	19	40	5	15	111	22	0	19	43	71	0
0805	95	269	21	155	4	11	555	39	0	135	225	233	1
0806	92	99	16	103	4	8	322	19	1	53	123	166	0
0817	191	292	35	211	6	12	747	40	0	108	327	349	2
0823	36	72	22	103	3	18	254	31	0	52	95	138	0
0828	85	272	12	132	6	5	512	25	0	50	243	243	1
0862	100	147	23	151	5	13	439	24	0	57	177	228	1
0875	79	75	25	133	10	24	346	33	0	73	137	169	0
0877	27	43	17	61	3	16	167	18	0	31	58	96	0
0881	39	63	26	115	4	35	282	30	0	54	95	163	0
0882	37	57	18	108	4	22	246	31	0	63	117	97	0
0898	10	26	10	36	6	10	98	11	0	22	39	48	0
0904	0	0	0	0	0	0	0	0	0	0	0	0	0
0913	0	2	1	3	0	1	7	1	0	0	3	5	0
0919	0	0	0	0	0	0	0	0	0	0	0	0	0
0923	202	297	36	204	11	18	768	41	0	47	375	387	0
0939	0	0	0	0	0	0	0	0	0	0	0	0	0
0951	4	1	2	2	0	3	12	4	0	3	3	10	0

**CYPRESS-FAIRBANKS ISD, Position 5**

Precinct	ED Provisional Ballots Cast	Total Ballots Cast	Registered Voters	Turnout Percentage
0800	0	472	4,226	11.17%
0803	0	724	4,709	15.37%
0804	0	133	2,448	5.43%
0805	0	594	2,920	20.34%
0806	0	342	3,258	10.50%
0817	1	787	5,686	13.84%
0823	0	285	3,285	8.68%
0828	0	537	2,018	26.61%
0862	0	463	4,091	11.32%
0875	0	379	4,633	8.18%
0877	0	185	4,218	4.39%
0881	0	312	9,084	3.43%
0882	0	277	5,108	5.42%
0898	0	109	2,237	4.87%
0904	0	0	5	0.00%
0913	0	8	286	2.80%
0919	0	0	0	0.00%
0923	0	809	4,338	18.65%
0939	0	0	1	0.00%
0951	0	16	363	4.41%

**CYPRESS-FAIRBANKS ISD, Position 5**

Precinct	Courtney Spradley	Natalie Blasingame	Grace Horner	John Ogletree	Todd LeCompte	Xavier Leal	Cast Votes	Undervotes	Overvotes	Ballot By Mail Ballots Cast	Early Voting Ballots Cast	Election Day Ballots Cast	EV Provisional Ballots Cast
0966	6	8	5	17	2	7	45	4	0	8	11	30	0
0971	0	0	0	0	0	0	0	0	0	0	0	0	0
0980	40	80	13	149	1	3	286	15	0	31	88	182	0
0991	0	0	0	0	0	0	0	0	0	0	0	0	0
<b>Totals</b>	<b>7,831</b>	<b>12,721</b>	<b>1,824</b>	<b>11,283</b>	<b>659</b>	<b>1,363</b>	<b>35,681</b>	<b>2,868</b>	<b>37</b>	<b>5,824</b>	<b>13,904</b>	<b>18,774</b>	<b>34</b>

**CYPRESS-FAIRBANKS ISD, Position 5**

Precinct	ED Provisional Ballots Cast	Total Ballots Cast	Registered Voters	Turnout Percentage
0966	0	49	1,424	3.44%
0971	0	0	0	0.00%
0980	0	301	1,389	21.67%
0991	0	0	3	0.00%
<b>Totals</b>	<b>50</b>	<b>38,586</b>	<b>349,521</b>	<b>11.04%</b>

**CYPRESS-FAIRBANKS ISD, Position 6**

Precinct	Ryan C. Irving, Jr.	Don Ryan	Chris Harrison	Scott Henry	Cast Votes	Undervotes	Overvotes	Ballot By Mail Ballots Cast	Early Voting Ballots Cast	Election Day Ballots Cast	EV Provisional Ballots Cast	ED Provisional Ballots Cast	Total Ballots Cast	Registered Voters
0050	80	90	37	145	352	39	0	55	140	196	0	0	391	4,713
0074	79	206	52	469	806	72	0	118	401	356	1	2	878	3,575
0111	118	222	70	474	884	44	0	95	388	442	1	2	928	6,499
0117	5	6	7	9	27	10	0	11	14	12	0	0	37	592
0124	113	222	49	669	1,053	50	0	63	441	598	1	0	1,103	6,298
0125	50	54	22	74	200	24	2	49	77	99	1	0	226	2,739
0126	13	31	14	111	169	8	0	16	88	73	0	0	177	930
0143	125	167	72	409	773	73	1	159	386	301	0	1	847	5,793
0149	246	351	115	557	1,269	111	2	123	539	719	1	0	1,382	11,134
0155	52	72	31	184	339	66	0	130	175	98	1	1	405	4,537
0225	52	42	39	48	181	45	0	41	66	117	2	0	226	3,937
0244	48	58	33	90	229	34	0	46	94	122	1	0	263	3,462
0260	74	51	36	151	312	47	0	15	13	331	0	0	359	1,595
0270	0	0	0	0	0	0	0	0	0	0	0	0	0	0
0300	162	307	53	783	1,305	93	1	73	662	664	0	0	1,399	5,970
0305	62	38	43	44	187	36	0	39	59	121	1	3	223	6,421
0314	126	181	69	264	640	53	0	83	251	359	0	0	693	6,248
0364	31	24	22	88	165	35	0	51	59	90	0	0	200	2,333
0370	88	183	39	412	722	52	0	66	323	381	2	2	774	5,139
0383	41	25	22	55	143	18	2	45	29	89	0	0	163	2,644

Joint General and Special Election Nov 2021

Joint General and Special Elections

Registered Voters

38586 of 2482914 = 1.55%

Run Time 10:06 AM

11/2/2021


Paper Sheets Counted

Run Date 11/11/2021

Page 14

38,586

CYPRESS-FAIRBANKS ISD, Position 6



Precinct	Turnout Percentage
0050	8.30%
0074	24.56%
0111	14.28%
0117	6.25%
0124	17.51%
0125	8.25%
0126	19.03%
0143	14.62%
0149	12.41%
0155	8.93%
0225	5.74%
0244	7.60%
0260	22.51%
0270	0.00%
0300	23.43%
0305	3.47%
0314	11.09%
0364	8.57%
0370	15.06%
0383	6.16%

**CYPRESS-FAIRBANKS ISD, Position 6**

Precinct	Ryan C. Irving, Jr.	Don Ryan	Chris Harrison	Scott Henry	Cast Votes	Undervotes	Overvotes	Ballot By Mail Ballots Cast	Early Voting Ballots Cast	Election Day Ballots Cast	EV Provisional Ballots Cast	ED Provisional Ballots Cast	Total Ballots Cast	Registered Voters
0398	64	42	42	108	256	34	0	53	79	158	0	0	290	4,289
0405	66	187	38	438	729	53	0	77	301	403	1	0	782	4,053
0442	42	130	30	361	563	30	0	76	228	287	1	1	593	2,681
0451	48	159	44	185	436	81	1	173	97	243	0	5	518	2,837
0478	97	104	54	277	532	90	1	129	225	267	1	1	623	4,817
0479	44	104	32	251	431	41	0	87	143	241	0	1	472	2,766
0480	58	134	46	210	448	36	1	101	137	245	0	2	485	3,300
0481	45	97	50	320	512	44	1	63	222	270	1	1	557	4,044
0484	70	107	61	221	459	51	0	106	171	232	0	1	510	4,178
0493	0	0	0	0	0	0	0	0	0	0	0	0	0	1
0495	53	78	37	209	377	36	1	50	141	221	1	1	414	2,735
0496	40	24	25	30	119	25	0	33	39	71	1	0	144	2,499
0498	42	31	35	53	161	34	0	33	49	113	0	0	195	2,607
0511	227	249	129	603	1,208	89	0	129	600	566	1	1	1,297	10,176
0512	63	56	42	78	239	29	0	41	76	150	0	1	268	5,165
0513	40	106	20	148	314	45	0	52	101	206	0	0	359	1,856
0516	2	5	8	4	19	1	0	7	3	10	0	0	20	605
0517	44	34	32	70	180	40	0	63	55	102	0	0	220	3,212
0518	85	122	47	181	435	50	3	78	147	260	0	3	488	4,294
0519	42	81	34	190	347	27	0	56	137	178	2	1	374	3,211

Joint General and Special Election Nov 2021

Joint General and Special Elections

Registered Voters

38586 of 2482914 = 1.55%

Run Time 10:06 AM

11/2/2021

Paper Sheets Counted

Run Date 11/11/2021

Page 16

38,586

CYPRESS-FAIRBANKS ISD, Position 6



Precinct

0398	6.76%
0405	19.29%
0442	22.12%
0451	18.26%
0478	12.93%
0479	17.06%
0480	14.70%
0481	13.77%
0484	12.21%
0493	0.00%
0495	15.14%
0496	5.76%
0498	7.48%
0511	12.75%
0512	5.19%
0513	19.34%
0516	3.31%
0517	6.85%
0518	11.36%
0519	11.65%



Joint General and Special Election Nov 2021

Joint General and Special Elections

Registered Voters  
38586 of 2482914 = 1.55%

Run Time 10:06 AM

11/2/2021

Run Date 11/11/2021

Page 17

Paper Sheets Counted

38,586

**CYPRESS-FAIRBANKS ISD, Position 6**

Precinct	Ryan C. Irving, Jr.	Don Ryan	Chris Harrison	Scott Henry	Cast Votes	Undervotes	Overvotes	Ballot By Mail Ballots Cast	Early Voting Ballots Cast	Election Day Ballots Cast	EV Provisional Ballots Cast	ED Provisional Ballots Cast	Total Ballots Cast	Registered Voters
0523	0	0	0	0	0	0	0	0	0	0	0	0	0	4
0548	50	41	22	88	201	21	0	51	48	123	0	0	222	2,551
0553	44	32	49	61	186	30	1	39	53	125	0	0	217	3,141
0593	52	52	31	103	238	36	1	61	74	140	0	0	275	4,813
0597	22	21	25	36	104	20	0	26	37	60	1	0	124	4,085
0598	98	74	58	114	344	43	0	47	130	210	0	0	387	6,487
0602	22	54	13	118	207	22	0	23	93	113	0	0	229	1,658
0609	102	92	62	191	447	73	1	101	137	280	0	3	521	4,716
0616	96	109	41	284	530	53	0	78	222	282	0	1	583	3,763
0617	55	26	36	67	184	25	0	28	69	112	0	0	209	4,658
0621	0	0	0	0	0	0	0	0	0	0	0	0	0	0
0622	71	55	37	166	329	50	1	98	133	148	0	1	380	4,888
0624	0	0	0	0	0	0	0	0	0	0	0	0	0	2
0628	0	0	0	0	0	0	0	0	0	0	0	0	0	0
0640	58	75	37	154	324	30	0	68	126	160	0	0	354	4,261
0641	67	118	56	169	410	61	1	131	107	234	0	0	472	4,143
0642	38	71	29	140	278	31	0	61	74	174	0	0	309	1,831
0643	72	58	49	111	290	38	1	79	93	157	0	0	329	4,580
0650	97	90	59	243	489	78	0	113	122	331	0	1	567	3,555
0651	87	71	59	128	345	33	1	74	120	185	0	0	379	4,138

Joint General and Special Election Nov 2021

Joint General and Special Elections

Registered Voters

38586 of 2482914 = 1.55%

Run Time 10:06 AM

11/2/2021

Paper Sheets Counted

Run Date 11/11/2021

Page 18

38,586

CYPRESS-FAIRBANKS ISD, Position 6



Precinct

0523	0.00%
0548	8.70%
0553	6.91%
0593	5.71%
0597	3.04%
0598	5.97%
0602	13.81%
0609	11.05%
0616	15.49%
0617	4.49%
0621	0.00%
0622	7.77%
0624	0.00%
0628	0.00%
0640	8.31%
0641	11.39%
0642	16.88%
0643	7.18%
0650	15.95%
0651	9.16%

**CYPRESS-FAIRBANKS ISD, Position 6**

Precinct	Ryan C. Irving, Jr.	Don Ryan	Chris Harrison	Scott Henry	Cast Votes	Undervotes	Overvotes	Ballot By Mail Ballots Cast	Early Voting Ballots Cast	Election Day Ballots Cast	EV Provisional Ballots Cast	ED Provisional Ballots Cast	Total Ballots Cast	Registered Voters
0661	73	78	47	159	357	77	0	74	128	231	0	1	434	4,947
0667	40	94	39	227	400	35	1	98	148	190	0	0	436	2,189
0669	42	141	43	225	451	75	0	117	150	257	0	2	526	3,637
0671	67	60	38	80	245	35	0	63	75	142	0	0	280	3,497
0676	27	27	24	46	124	14	0	25	45	67	0	1	138	3,252
0687	58	97	34	180	369	52	0	56	140	225	0	0	421	2,955
0688	95	224	60	452	831	69	1	137	366	393	2	3	901	4,662
0689	29	32	17	51	129	43	0	40	19	113	0	0	172	2,639
0691	68	126	43	387	624	53	2	88	273	315	2	1	679	4,606
0694	36	35	32	50	153	20	0	47	55	69	0	2	173	2,940
0701	7	5	6	10	28	0	0	8	3	17	0	0	28	717
0709	85	105	49	162	401	39	0	48	183	209	0	0	440	4,762
0712	62	40	39	51	192	33	1	38	59	128	1	0	226	4,913
0713	27	52	18	58	155	15	1	23	54	94	0	0	171	2,135
0734	108	118	47	281	554	38	0	65	286	241	0	0	592	5,103
0759	45	65	29	144	283	31	0	41	118	153	1	1	314	2,973
0768	49	127	25	307	508	30	0	48	225	265	0	0	538	2,810
0771	9	8	8	21	46	12	0	17	15	26	0	0	58	1,678
0789	45	69	33	115	262	35	0	60	98	137	0	2	297	3,206
0790	37	34	19	27	117	23	0	13	58	69	0	0	140	3,011

Joint General and Special Election Nov 2021

Joint General and Special Elections

Registered Voters

38586 of 2482914 = 1.55%

Run Time 10:06 AM

11/2/2021


Paper Sheets Counted

Run Date 11/11/2021

Page 20

38,586

CYPRESS-FAIRBANKS ISD, Position 6



Precinct

0661	8.77%
0667	19.92%
0669	14.46%
0671	8.01%
0676	4.24%
0687	14.25%
0688	19.33%
0689	6.52%
0691	14.74%
0694	5.88%
0701	3.91%
0709	9.24%
0712	4.60%
0713	8.01%
0734	11.60%
0759	10.56%
0768	19.15%
0771	3.46%
0789	9.26%
0790	4.65%

**CYPRESS-FAIRBANKS ISD, Position 6**

Precinct	Ryan C. Irving, Jr.	Don Ryan	Chris Harrison	Scott Henry	Cast Votes	Undervotes	Overvotes	Ballot By Mail Ballots Cast	Early Voting Ballots Cast	Election Day Ballots Cast	EV Provisional Ballots Cast	ED Provisional Ballots Cast	Total Ballots Cast	Registered Voters
0800	90	85	29	226	430	42	0	75	162	235	0	0	472	4,226
0803	118	161	64	323	666	57	1	74	291	358	1	0	724	4,709
0804	31	26	28	23	108	25	0	19	43	71	0	0	133	2,448
0805	60	133	25	327	545	49	0	135	225	233	1	0	594	2,920
0806	46	74	35	163	318	23	1	53	123	166	0	0	342	3,258
0817	110	159	60	398	727	60	0	108	327	349	2	1	787	5,686
0823	61	61	37	92	251	34	0	52	95	138	0	0	285	3,285
0828	48	120	26	310	504	33	0	50	243	243	1	0	537	2,018
0862	63	107	55	211	436	25	2	57	177	228	1	0	463	4,091
0875	99	78	58	108	343	36	0	73	137	169	0	0	379	4,633
0877	51	25	32	58	166	19	0	31	58	96	0	0	185	4,218
0881	89	53	55	69	266	46	0	54	95	163	0	0	312	9,084
0882	66	41	61	65	233	44	0	63	117	97	0	0	277	5,108
0898	32	19	14	33	98	11	0	22	39	48	0	0	109	2,237
0904	0	0	0	0	0	0	0	0	0	0	0	0	0	5
0913	2	1	2	2	7	1	0	0	3	5	0	0	8	286
0919	0	0	0	0	0	0	0	0	0	0	0	0	0	0
0923	90	181	66	415	752	57	0	47	375	387	0	0	809	4,338
0939	0	0	0	0	0	0	0	0	0	0	0	0	0	1
0951	6	2	4	0	12	4	0	3	3	10	0	0	16	363

Joint General and Special Election Nov 2021

Joint General and Special Elections

Registered Voters

38586 of 2482914 = 1.55%

Run Time 10:06 AM

11/2/2021


Paper Sheets Counted

Run Date 11/11/2021

Page 22

38,586

CYPRESS-FAIRBANKS ISD, Position 6



Precinct

0800	11.17%
0803	15.37%
0804	5.43%
0805	20.34%
0806	10.50%
0817	13.84%
0823	8.68%
0828	26.61%
0862	11.32%
0875	8.18%
0877	4.39%
0881	3.43%
0882	5.42%
0898	4.87%
0904	0.00%
0913	2.80%
0919	0.00%
0923	18.65%
0939	0.00%
0951	4.41%

Joint General and Special Election Nov 2021

Joint General and Special Elections

Registered Voters  
38586 of 2482914 = 1.55%

Run Time 10:06 AM

11/2/2021

Paper Sheets Counted

Run Date 11/11/2021

Page 23

38,586

**CYPRESS-FAIRBANKS ISD, Position 6**

Precinct	Ryan C. Irving, Jr.	Don Ryan	Chris Harrison	Scott Henry	Cast Votes	Undervotes	Overvotes	Ballot By Mail Ballots Cast	Early Voting Ballots Cast	Election Day Ballots Cast	EV Provisional Ballots Cast	ED Provisional Ballots Cast	Total Ballots Cast	Registered Voters
0966	11	11	8	12	42	7	0	8	11	30	0	0	49	1,424
0971	0	0	0	0	0	0	0	0	0	0	0	0	0	0
0980	21	177	13	77	288	13	0	31	88	182	0	0	301	1,389
0991	0	0	0	0	0	0	0	0	0	0	0	0	0	3
<b>Totals</b>	<b>5,871</b>	<b>8,270</b>	<b>3,616</b>	<b>17,091</b>	<b>34,848</b>	<b>3,705</b>	<b>33</b>	<b>5,824</b>	<b>13,904</b>	<b>18,774</b>	<b>34</b>	<b>50</b>	<b>38,586</b>	<b>349,521</b>

Joint General and Special Election Nov 2021

Joint General and Special Elections

Registered Voters

38586 of 2482914 = 1.55%

Run Time 10:06 AM

11/2/2021


Paper Sheets Counted

Run Date 11/11/2021

Page 24

38,586

CYPRESS-FAIRBANKS ISD, Position 6



Precinct	Turnout Percentage
0966	3.44%
0971	0.00%
0980	21.67%
0991	0.00%
<b>Totals</b>	<b>11.04%</b>



Joint General and Special Election Nov 2021

Joint General and Special Elections

Registered Voters  
38586 of 2482914 = 1.55%

Run Time 10:06 AM

11/2/2021

Paper Sheets Counted

Run Date 11/11/2021

Page 25

38,586

**CYPRESS-FAIRBANKS ISD, Position 7**

Precinct	Michael V. Perez	Craig A. Jacobs	Bob R. Covey	Lucas Scanlon	Cast Votes	Undervotes	Overvotes	Ballot By Mail Ballots Cast	Early Voting Ballots Cast	Election Day Ballots Cast	EV Provisional Ballots Cast	ED Provisional Ballots Cast	Total Ballots Cast	Registered Voters
0050	55	43	109	143	350	41	0	55	140	196	0	0	391	4,713
0074	72	47	233	446	798	80	0	118	401	356	1	2	878	3,575
0111	81	49	304	442	876	52	0	95	388	442	1	2	928	6,499
0117	7	4	7	9	27	10	0	11	14	12	0	0	37	592
0124	55	48	336	605	1,044	59	0	63	441	598	1	0	1,103	6,298
0125	35	27	65	74	201	23	2	49	77	99	1	0	226	2,739
0126	6	13	38	114	171	6	0	16	88	73	0	0	177	930
0143	77	44	234	416	771	75	1	159	386	301	0	1	847	5,793
0149	154	96	491	527	1,268	112	2	123	539	719	1	0	1,382	11,134
0155	37	19	89	195	340	65	0	130	175	98	1	1	405	4,537
0225	42	32	51	55	180	46	0	41	66	117	2	0	226	3,937
0244	57	24	78	68	227	36	0	46	94	122	1	0	263	3,462
0260	55	25	100	133	313	46	0	15	13	331	0	0	359	1,595
0270	0	0	0	0	0	0	0	0	0	0	0	0	0	0
0300	69	45	457	720	1,291	107	1	73	662	664	0	0	1,399	5,970
0305	69	34	35	46	184	39	0	39	59	121	1	3	223	6,421
0314	79	49	247	266	641	52	0	83	251	359	0	0	693	6,248
0364	33	15	36	83	167	33	0	51	59	90	0	0	200	2,333
0370	55	46	233	383	717	57	0	66	323	381	2	2	774	5,139
0383	30	27	29	52	138	24	1	45	29	89	0	0	163	2,644

Joint General and Special Election Nov 2021

Joint General and Special Elections

Registered Voters

38586 of 2482914 = 1.55%

Run Time 10:06 AM

11/2/2021

Paper Sheets Counted

Run Date 11/11/2021

Page 26

38,586

CYPRESS-FAIRBANKS ISD, Position 7



Precinct

0050	8.30%
0074	24.56%
0111	14.28%
0117	6.25%
0124	17.51%
0125	8.25%
0126	19.03%
0143	14.62%
0149	12.41%
0155	8.93%
0225	5.74%
0244	7.60%
0260	22.51%
0270	0.00%
0300	23.43%
0305	3.47%
0314	11.09%
0364	8.57%
0370	15.06%
0383	6.16%

Joint General and Special Election Nov 2021

Joint General and Special Elections

Registered Voters  
38586 of 2482914 = 1.55%

Run Time 10:06 AM

11/2/2021

Run Date 11/11/2021

Page 27

Paper Sheets Counted

38,586

**CYPRESS-FAIRBANKS ISD, Position 7**

Precinct	Michael V. Perez	Craig A. Jacobs	Bob R. Covey	Lucas Scanlon	Cast Votes	Undervotes	Overvotes	Ballot By Mail Ballots Cast	Early Voting Ballots Cast	Election Day Ballots Cast	EV Provisional Ballots Cast	ED Provisional Ballots Cast	Total Ballots Cast	Registered Voters
0398	62	34	62	98	256	34	0	53	79	158	0	0	290	4,289
0405	36	32	238	412	718	64	0	77	301	403	1	0	782	4,053
0442	40	27	152	339	558	35	0	76	228	287	1	1	593	2,681
0451	51	42	152	191	436	81	1	173	97	243	0	5	518	2,837
0478	78	59	133	261	531	91	1	129	225	267	1	1	623	4,817
0479	38	18	128	247	431	41	0	87	143	241	0	1	472	2,766
0480	57	38	155	195	445	39	1	101	137	245	0	2	485	3,300
0481	46	35	123	302	506	50	1	63	222	270	1	1	557	4,044
0484	49	46	139	221	455	55	0	106	171	232	0	1	510	4,178
0493	0	0	0	0	0	0	0	0	0	0	0	0	0	1
0495	54	20	103	196	373	40	1	50	141	221	1	1	414	2,735
0496	38	19	35	27	119	25	0	33	39	71	1	0	144	2,499
0498	35	24	49	51	159	36	0	33	49	113	0	0	195	2,607
0511	169	77	380	580	1,206	91	0	129	600	566	1	1	1,297	10,176
0512	56	25	74	78	233	35	0	41	76	150	0	1	268	5,165
0513	49	13	119	140	321	38	0	52	101	206	0	0	359	1,856
0516	8	6	2	3	19	1	0	7	3	10	0	0	20	605
0517	47	24	46	64	181	39	0	63	55	102	0	0	220	3,212
0518	73	40	145	176	434	52	2	78	147	260	0	3	488	4,294
0519	31	26	105	185	347	27	0	56	137	178	2	1	374	3,211

Joint General and Special Election Nov 2021

Joint General and Special Elections

Registered Voters

38586 of 2482914 = 1.55%

Run Time 10:06 AM

11/2/2021


Paper Sheets Counted

Run Date 11/11/2021

Page 28

38,586

CYPRESS-FAIRBANKS ISD, Position 7



Precinct	Turnout Percentage
0398	6.76%
0405	19.29%
0442	22.12%
0451	18.26%
0478	12.93%
0479	17.06%
0480	14.70%
0481	13.77%
0484	12.21%
0493	0.00%
0495	15.14%
0496	5.76%
0498	7.48%
0511	12.75%
0512	5.19%
0513	19.34%
0516	3.31%
0517	6.85%
0518	11.36%
0519	11.65%

Joint General and Special Election Nov 2021

Joint General and Special Elections

Registered Voters  
38586 of 2482914 = 1.55%

Run Time 10:06 AM

11/2/2021

Run Date 11/11/2021

Page 29

Paper Sheets Counted

38,586

**CYPRESS-FAIRBANKS ISD, Position 7**

Precinct	Michael V. Perez	Craig A. Jacobs	Bob R. Covey	Lucas Scanlon	Cast Votes	Undervotes	Overvotes	Ballot By Mail Ballots Cast	Early Voting Ballots Cast	Election Day Ballots Cast	EV Provisional Ballots Cast	ED Provisional Ballots Cast	Total Ballots Cast	Registered Voters
0523	0	0	0	0	0	0	0	0	0	0	0	0	0	4
0548	42	27	46	80	195	27	0	51	48	123	0	0	222	2,551
0553	49	27	51	56	183	33	1	39	53	125	0	0	217	3,141
0593	56	35	52	93	236	38	1	61	74	140	0	0	275	4,813
0597	32	14	29	30	105	19	0	26	37	60	1	0	124	4,085
0598	103	43	96	97	339	48	0	47	130	210	0	0	387	6,487
0602	16	17	54	124	211	18	0	23	93	113	0	0	229	1,658
0609	92	40	137	172	441	80	0	101	137	280	0	3	521	4,716
0616	67	30	150	271	518	65	0	78	222	282	0	1	583	3,763
0617	47	36	48	49	180	29	0	28	69	112	0	0	209	4,658
0621	0	0	0	0	0	0	0	0	0	0	0	0	0	0
0622	53	32	78	161	324	55	1	98	133	148	0	1	380	4,888
0624	0	0	0	0	0	0	0	0	0	0	0	0	0	2
0628	0	0	0	0	0	0	0	0	0	0	0	0	0	0
0640	43	31	108	141	323	31	0	68	126	160	0	0	354	4,261
0641	70	47	112	177	406	65	1	131	107	234	0	0	472	4,143
0642	18	26	100	135	279	30	0	61	74	174	0	0	309	1,831
0643	63	42	81	105	291	37	1	79	93	157	0	0	329	4,580
0650	66	42	137	239	484	83	0	113	122	331	0	1	567	3,555
0651	68	36	116	121	341	37	1	74	120	185	0	0	379	4,138

Joint General and Special Election Nov 2021

Joint General and Special Elections

Registered Voters

38586 of 2482914 = 1.55%

Run Time 10:06 AM

11/2/2021


Paper Sheets Counted

Run Date 11/11/2021

Page 30

38,586

CYPRESS-FAIRBANKS ISD, Position 7



Precinct

0523	0.00%
0548	8.70%
0553	6.91%
0593	5.71%
0597	3.04%
0598	5.97%
0602	13.81%
0609	11.05%
0616	15.49%
0617	4.49%
0621	0.00%
0622	7.77%
0624	0.00%
0628	0.00%
0640	8.31%
0641	11.39%
0642	16.88%
0643	7.18%
0650	15.95%
0651	9.16%

Joint General and Special Election Nov 2021

Joint General and Special Elections

Registered Voters  
38586 of 2482914 = 1.55%

Run Time 10:06 AM

11/2/2021

Paper Sheets Counted

Run Date 11/11/2021

Page 31

38,586

**CYPRESS-FAIRBANKS ISD, Position 7**

Precinct	Michael V. Perez	Craig A. Jacobs	Bob R. Covey	Lucas Scanlon	Cast Votes	Undervotes	Overvotes	Ballot By Mail Ballots Cast	Early Voting Ballots Cast	Election Day Ballots Cast	EV Provisional Ballots Cast	ED Provisional Ballots Cast	Total Ballots Cast	Registered Voters
0661	68	42	97	151	358	76	0	74	128	231	0	1	434	4,947
0667	50	18	119	216	403	32	1	98	148	190	0	0	436	2,189
0669	61	28	146	220	455	71	0	117	150	257	0	2	526	3,637
0671	65	38	81	62	246	34	0	63	75	142	0	0	280	3,497
0676	38	22	22	36	118	20	0	25	45	67	0	1	138	3,252
0687	52	23	135	157	367	54	0	56	140	225	0	0	421	2,955
0688	80	54	270	433	837	63	1	137	366	393	2	3	901	4,662
0689	31	30	25	42	128	44	0	40	19	113	0	0	172	2,639
0691	31	34	177	376	618	59	2	88	273	315	2	1	679	4,606
0694	41	18	43	52	154	19	0	47	55	69	0	2	173	2,940
0701	7	5	6	10	28	0	0	8	3	17	0	0	28	717
0709	62	32	145	159	398	42	0	48	183	209	0	0	440	4,762
0712	60	36	54	43	193	33	0	38	59	128	1	0	226	4,913
0713	17	12	66	57	152	18	1	23	54	94	0	0	171	2,135
0734	67	46	169	263	545	47	0	65	286	241	0	0	592	5,103
0759	35	28	75	144	282	32	0	41	118	153	1	1	314	2,973
0768	33	23	139	303	498	40	0	48	225	265	0	0	538	2,810
0771	8	5	17	18	48	10	0	17	15	26	0	0	58	1,678
0789	39	20	83	114	256	41	0	60	98	137	0	2	297	3,206
0790	25	21	40	29	115	25	0	13	58	69	0	0	140	3,011

Joint General and Special Election Nov 2021

Joint General and Special Elections

Registered Voters

38586 of 2482914 = 1.55%

Run Time 10:06 AM

11/2/2021

Paper Sheets Counted

Run Date 11/11/2021

Page 32

38,586

CYPRESS-FAIRBANKS ISD, Position 7



Precinct	Turnout Percentage
0661	8.77%
0667	19.92%
0669	14.46%
0671	8.01%
0676	4.24%
0687	14.25%
0688	19.33%
0689	6.52%
0691	14.74%
0694	5.88%
0701	3.91%
0709	9.24%
0712	4.60%
0713	8.01%
0734	11.60%
0759	10.56%
0768	19.15%
0771	3.46%
0789	9.26%
0790	4.65%



Joint General and Special Election Nov 2021

Joint General and Special Elections

Registered Voters  
38586 of 2482914 = 1.55%

Run Time 10:06 AM

11/2/2021

Paper Sheets Counted

Run Date 11/11/2021

Page 33

38,586

**CYPRESS-FAIRBANKS ISD, Position 7**

Precinct	Michael V. Perez	Craig A. Jacobs	Bob R. Covey	Lucas Scanlon	Cast Votes	Undervotes	Overvotes	Ballot By Mail Ballots Cast	Early Voting Ballots Cast	Election Day Ballots Cast	EV Provisional Ballots Cast	ED Provisional Ballots Cast	Total Ballots Cast	Registered Voters
0800	57	39	140	194	430	42	0	75	162	235	0	0	472	4,226
0803	74	47	226	316	663	60	1	74	291	358	1	0	724	4,709
0804	38	16	27	28	109	24	0	19	43	71	0	0	133	2,448
0805	32	32	161	324	549	45	0	135	225	233	1	0	594	2,920
0806	42	27	92	156	317	24	1	53	123	166	0	0	342	3,258
0817	75	49	227	365	716	71	0	108	327	349	2	1	787	5,686
0823	48	37	68	95	248	37	0	52	95	138	0	0	285	3,285
0828	26	11	165	299	501	36	0	50	243	243	1	0	537	2,018
0862	62	33	135	204	434	29	0	57	177	228	1	0	463	4,091
0875	68	46	102	123	339	40	0	73	137	169	0	0	379	4,633
0877	49	35	35	45	164	21	0	31	58	96	0	0	185	4,218
0881	85	58	62	61	266	46	0	54	95	163	0	0	312	9,084
0882	73	42	54	66	235	42	0	63	117	97	0	0	277	5,108
0898	26	24	19	27	96	13	0	22	39	48	0	0	109	2,237
0904	0	0	0	0	0	0	0	0	0	0	0	0	0	5
0913	2	3	0	3	8	0	0	0	3	5	0	0	8	286
0919	0	0	0	0	0	0	0	0	0	0	0	0	0	0
0923	73	40	233	404	750	59	0	47	375	387	0	0	809	4,338
0939	0	0	0	0	0	0	0	0	0	0	0	0	0	1
0951	5	3	2	3	13	3	0	3	3	10	0	0	16	363

Joint General and Special Election Nov 2021

Joint General and Special Elections

Registered Voters

38586 of 2482914 = 1.55%

Run Time 10:06 AM

11/2/2021

Paper Sheets Counted

Run Date 11/11/2021

Page 34

38,586

CYPRESS-FAIRBANKS ISD, Position 7



Precinct

0800	11.17%
0803	15.37%
0804	5.43%
0805	20.34%
0806	10.50%
0817	13.84%
0823	8.68%
0828	26.61%
0862	11.32%
0875	8.18%
0877	4.39%
0881	3.43%
0882	5.42%
0898	4.87%
0904	0.00%
0913	2.80%
0919	0.00%
0923	18.65%
0939	0.00%
0951	4.41%

Joint General and Special Election Nov 2021

Joint General and Special Elections

Registered Voters  
38586 of 2482914 = 1.55%

Run Time 10:06 AM

11/2/2021

Paper Sheets Counted

Run Date 11/11/2021

Page 35

38,586

**CYPRESS-FAIRBANKS ISD, Position 7**

Precinct	Michael V. Perez	Craig A. Jacobs	Bob R. Covey	Lucas Scanlon	Cast Votes	Undervotes	Overvotes	Ballot By Mail Ballots Cast	Early Voting Ballots Cast	Election Day Ballots Cast	EV Provisional Ballots Cast	ED Provisional Ballots Cast	Total Ballots Cast	Registered Voters
0966	10	11	12	12	45	4	0	8	11	30	0	0	49	1,424
0971	0	0	0	0	0	0	0	0	0	0	0	0	0	0
0980	19	22	145	92	278	23	0	31	88	182	0	0	301	1,389
0991	0	0	0	0	0	0	0	0	0	0	0	0	0	3
<b>Totals</b>	<b>4,704</b>	<b>2,927</b>	<b>10,721</b>	<b>16,296</b>	<b>34,648</b>	<b>3,911</b>	<b>27</b>	<b>5,824</b>	<b>13,904</b>	<b>18,774</b>	<b>34</b>	<b>50</b>	<b>38,586</b>	<b>349,521</b>

Joint General and Special Election Nov  
2021

Joint General and Special Elections


Registered Voters  
38586 of 2482914 = 1.55%

Run Time 10:06 AM  
Run Date 11/11/2021

11/2/2021  
Page 36

Paper Sheets Counted  
38,586

**CYPRESS-FAIRBANKS ISD, Position 7**



Precinct	Turnout Percentage
0966	3.44%
0971	0.00%
0980	21.67%
0991	0.00%
<b>Totals</b>	<b>11.04%</b>

**Cypress-Fairbanks ISD Canvass**

Joint General and Special Election Nov  
2021

Run Time 10:06 AM

Run Date 11/11/2021

**Harris County, Texas**

Joint General and Special Elections

11/2/2021

Page 37

**Official Results**

**Registered Voters**

38586 of 2482914 = 1.55%

**Paper Sheets Counted**

38,586

\*\*\* End of report \*\*\*